SYSTEM CIRCUIT CONNECTORS

PARTS CODE	PARTS & CONNECTOR TYPE	LOCATION
C13	HIGH BEAM INDICATOR LIGHT [COMB. METER] 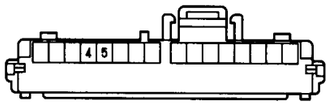	230-2
C15	COMBINATION SW 	230-1 230-2
H 4	HEADLIGHT LH 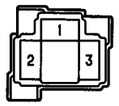	230-2
H 5	HEADLIGHT RH 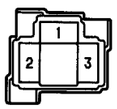	230-2
H11	HIGH MOUNTED STOP LIGHT GRAY	231-4
J 3	JUNCTION CONNECTOR 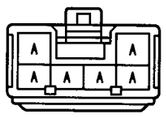	230-2

PARTS CODE	PARTS & CONNECTOR TYPE	LOCATION
J19	JUNCTION CONNECTOR BLUE 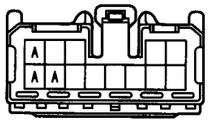	231-3
R18	STOP LIGHT LH [REAR COMB. LIGHT LH] 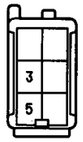	231-3
R19	STOP LIGHT LH [REAR COMB. LIGHT LH]	231-3
R20	STOP LIGHT RH [REAR COMB. LIGHT RH] 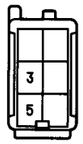	231-4
R21	STOP LIGHT RH [REAR COMB. LIGHT RH]	231-4
S 9	STOP LIGHT SW BROWN 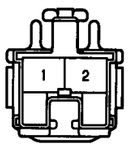	231-3

PARTS CODE	PARTS & CONNECTOR TYPE	LOCATION
T 6	TRAILER SOCKET 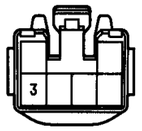	231-3

PARTS CODE	PARTS & CONNECTOR TYPE	LOCATION

	Relays, Fuses and J/B etc.	Parts connector position	Joint connectors and Ground points
See page	26 to 39	40 to 123	124 to 169

	Relais, fusibles, blocs de jonction, etc.	*Implanation de bloc raccord de câblage d'oragnes*	*Blocs raccord de câblage contacts de masse*
Voir page	*26 à 39*	*40 à 123*	*124 à 169*

	Relés, fusibles, bloques de unión etc.	*Posición del conector de partes*	*Conectores de unión y puntos de tierra*
Vea la página	*26 a 39*	*40 a 123*	*124 a 169*

	Relais, Sicherungen, Anschlußkasten usw.	Steckerpositionen	Verbindungsstecker und Masseanschlüsse
Seite	26 bis 39	40 bis 123	124 bis 169